



# Supporting Maths Mastery Skills Year 1

This booklet aims to show you, as simply as possible,  
how to help your child in Maths.



# ADDITION

**In Year 1**, pupils will still work with real objects and equipment to help them count. They will still record with drawings and number lines, ten frames and part-part wholes just like reception. The children will start to develop their use of mathematic vocabulary. They should then try recording their work as a number sentence. Using numbers or manipulatives.

$$4+5=9 \text{ or } 7=6+1$$

$$12 + 7 = 19 \text{ or } 18 = 15 + 3$$



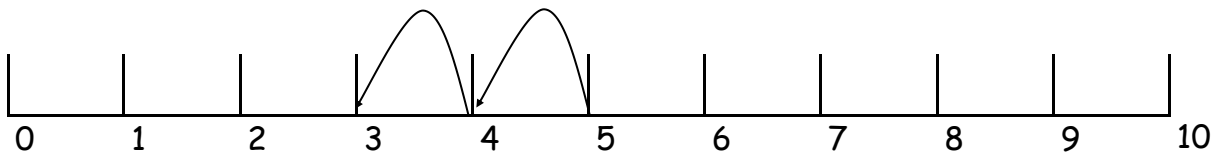
Objective & Strategy	Concrete	Pictorial	Abstract
Combining two parts to make a whole: part-whole model	<p>Use part part whole model. Use cubes to add two numbers together as a group or in a bar.</p>	<p>Use pictures to add two numbers together as a group or in a bar.</p>	$4 + 3 = 7$ <p>Use the part-part whole diagram as shown above to move into the abstract.</p>
Starting at the bigger number and counting on	<p>Start with the larger number on the bead string and then count on to the smaller number 1 by 1 to find the answer.</p>	$12 + 5 = 17$ <p>Start at the larger number on the number line and count on in ones or in one jump to find the answer.</p>	$5 + 12 = 17$ <p>Place the larger number in your head and count on the smaller number to find your answer.</p>
Regrouping to make 10. <i>This is an essential skill for column addition later.</i>	<p>Start with the bigger number and use the smaller number to make 10. Use ten frames.</p>	<p>Use pictures or a number line. Regroup or partition the smaller number using the part part whole model to make 10.</p>	$7 + 4 = 11$ <p>If I am at seven, how many more do I need to make 10. How many more do I add on now?</p>
Represent & use number bonds and related subtraction facts within 20	<p>2 more than 5</p>	<p><math>5 + 2 =</math></p>	<p>Emphasis should be on the language '1 more than 5 is equal to 6.' '2 more than 5 is 7.' '8 is 3 more than 5.'</p>



## SUBTRACTION

**In Year 1**, pupils will still work with real objects and manipulatives to help them count. They will now start to use number sentences to record their answer.

# 5 - 3 = 2




Objective & Strategy	Concrete	Pictorial	Abstract
Taking away ones.	<p>Use physical objects, counters, cubes etc to show how objects can be taken away.</p> <p><math>6 - 4 = 2</math></p> <p><math>4 - 2 = 2</math></p>	<p><math>15 - 3 = 12</math></p> <p>Cross out drawn objects to show what has been taken away.</p>	<p><math>7 - 4 = 3</math></p> <p><math>16 - 9 = 7</math></p>
Counting back	<p>Move objects away from the group, counting backwards.</p> <p>Move the beads along the bead string as you count backwards.</p>	<p><math>5 - 3 = 2</math></p> <p>Count back in ones using a number line.</p>	<p>Put 13 in your head, count back 4. What number are you at?</p>
Find the Difference	<p>Compare objects and amounts</p> <p>'Seven is 3 more than four'</p> <p>'I am 2 years older than my sister'</p> <p>5 Pencils</p> <p>3 Trains</p> <p>7</p> <p>Lay objects to represent bar model.</p>	<p>Count on using a number line to find the difference.</p> <p>+2</p>	<p>Hannah has 12 sweets and her sister has 5. How many more does Hannah have than her sister.?</p>

# MULTIPLICATION

In Year 1, pupils will use repeated addition to understand multiplication. Supported by various manipulatives.

## Counting 2 jams tarts on 4 plates



Objective & Strategy	Concrete	Pictorial	Abstract
Doubling	Use practical activities using manipulatives including cubes and Numicon to demonstrate doubling <p>double 4 is 8 <math>4 \times 2 = 8</math></p>	Draw pictures to show how to double numbers <p style="text-align: center;">Double 4 is 8</p>	Partition a number and then double each part before recombining it back together. <p style="text-align: center;"><math>20 + 12 = 32</math></p>
Counting in multiples	Count the groups as children are skip counting, children may use their fingers as they are skip counting. 	Children make representations to show counting in multiples. 	Count in multiples of a number aloud. Write sequences with multiples of numbers. 2, 4, 6, 8, 10 5, 10, 15, 20, 25, 30
Making equal groups and counting the total	Use manipulatives to create equal groups. <p style="text-align: center;"><math>\square \times \square = 8</math></p>	Draw  to show $2 \times 3 = 6$ Draw and make representations	$2 \times 4 = 8$

Objective & Strategy	Concrete	Pictorial	Abstract
Repeated addition	Use different objects to add equal groups <p style="text-align: center;"><math>3 + 3 + 3</math></p>	Use pictorial including number lines to solve prob There are 3 sweets in one bag. How many sweets are in 5 bags altogether? <p style="text-align: center;"><math>3+3+3+3+3 = 15</math></p>	Write addition sentences to describe objects and pictures. <p style="text-align: center;"><math>2 + 2 + 2 + 2 + 2 = 10</math></p>
Understanding arrays	Use objects laid out in arrays to find the answers to 2 lots 5, 3 lots of 2 etc. 	Draw representations of arrays to show understanding 	$3 \times 2 = 6$ $2 \times 5 = 10$







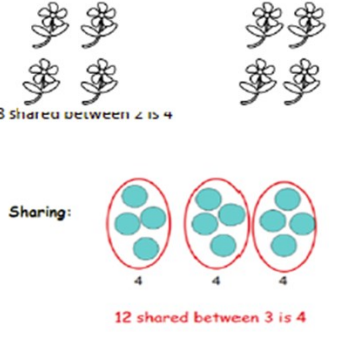
# DIVISION

In Year 1, pupils will share out real objects and manipulatives using the terms share and groups.

I have 6 carrots and I share them between 3 children.



$$6 \div 3 = 2$$

Objective & Strategy	Concrete	Pictorial	Abstract
Division as sharing  Use Gordon ITPs for modelling	 <p data-bbox="336 1928 692 1973">I have 10 cubes, can you share them equally in 2 groups?</p>	<p data-bbox="697 1256 1074 1301">Children use pictures or shapes to share quantities.</p>  <p data-bbox="697 1420 879 1442">8 shared between 2 is 4</p> <p data-bbox="715 1518 778 1541">Sharing:</p> <p data-bbox="820 1621 1018 1644">12 shared between 3 is 4</p>	<p data-bbox="1078 1256 1439 1301">12 shared between 3 is 4</p> <p data-bbox="1241 1312 1273 1335">4</p>

## Year 1 I can statements

*By the end of year 1 your child should be able to achieve the following I can statements.*

### Number - Place Value

- I can read and write numbers from 1 to 20 in numerals and words.
- I can count to and across 100 from any number, forwards and backwards.
- I can count, read and write numbers to 100 in numerals.
- I can count in multiples of 2s, 5s and 10s.
- I can identify "one more" and "one less".
- I can identify and represent numbers using objects and pictorial representations including a number line.
- I can use the language of: equal to, more than, less than (fewer), most, least.

### Number - Addition and Subtraction

- I can read and write mathematical symbols: +, - and =
- I can use number bonds and subtraction facts within 20.
- I can add and subtract one-digit and two-digit numbers to 20, including 0.
- I can solve one-step problems that involve addition and subtraction, including missing numbers.

### Number - Multiplication and Division

- I can solve one-step problems involving multiplication and division, using arrays and pictorial representations.

Please help your child become familiar with their times tables.

$1 \times 1 = 1$	$1 \times 2 = 2$
$2 \times 1 = 2$	$2 \times 2 = 4$
$3 \times 1 = 3$	$3 \times 2 = 6$
$4 \times 1 = 4$	$4 \times 2 = 8$
$5 \times 1 = 5$	$5 \times 2 = 10$
$6 \times 1 = 6$	$6 \times 2 = 12$
$7 \times 1 = 7$	$7 \times 2 = 14$
$8 \times 1 = 8$	$8 \times 2 = 16$
$9 \times 1 = 9$	$9 \times 2 = 18$
$10 \times 1 = 10$	$10 \times 2 = 20$
$11 \times 1 = 11$	$11 \times 2 = 22$
$12 \times 1 = 12$	$12 \times 2 = 24$

$1 \times 5 = 5$	$1 \times 10 = 10$
$2 \times 5 = 10$	$2 \times 10 = 20$
$3 \times 5 = 15$	$3 \times 10 = 30$
$4 \times 5 = 20$	$4 \times 10 = 40$
$5 \times 5 = 25$	$5 \times 10 = 50$
$6 \times 5 = 30$	$6 \times 10 = 60$
$7 \times 5 = 35$	$7 \times 10 = 70$
$8 \times 5 = 40$	$8 \times 10 = 80$
$9 \times 5 = 45$	$9 \times 10 = 90$
$10 \times 5 = 50$	$10 \times 10 = 100$
$11 \times 5 = 55$	$11 \times 10 = 110$
$12 \times 5 = 60$	$12 \times 10 = 120$

Useful websites to help enhance your child's learning at home:

### **Number Blocks**

[BBC iPlayer - Numberblocks](#)

### **KS1 BBC Bite Size**

[KS1 Maths - England - BBC Bitesize](#)

### **Kids Maths Games**

[Kids Math Games Online - Free Interactive Learning Activities, Fun Educational Resources](#)

### **Top Marks Maths**

[Learn to Count with fun Counting Games for KS1 Children \(topmarks.co.uk\)](#)

### **ICT Maths Games**

[ictgames || html5 Home Page](#)

### **Apps**

One minute white rose maths